

SC Annual School Report Card Summary

McLees Academy of Leadership
 Anderson 5
 Grades: K-5 Enrollment: 634
 Principal: Janet Mills
 Superintendent: Betty Bagley
 Board Chair: Rick Bradshaw

PERFORMANCE

Comprehensive detail, including definitions of ratings, performance criteria, and explanations of status, is available on www.ed.sc.gov and www.eoc.sc.gov as well as school and school district websites. Printed versions are available from school districts upon request.

YEAR	ABSOLUTE RATING	GROWTH RATING	PALMETTO GOLD AND SILVER AWARD		ESEA/FEDERAL ACCOUNTABILITY RATING SYSTEM	
			General Performance	Closing the Gap	ESEA Grade	Accountability Indicator
2013	Good	At-Risk	TBD	TBD	A	N/A
2012	Good	Average	N/A	N/A	A	N/A
2011	Good	Average	Silver	N/A	Not Met	N/A

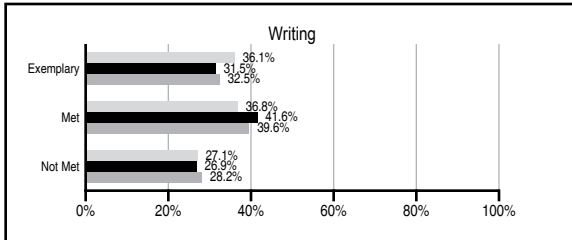
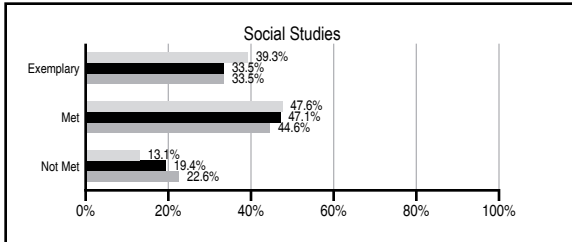
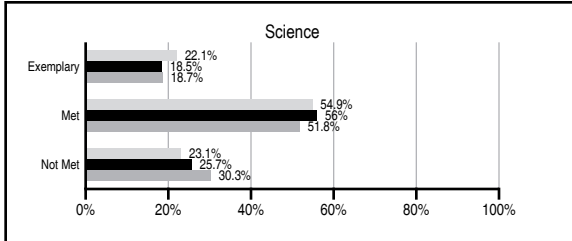
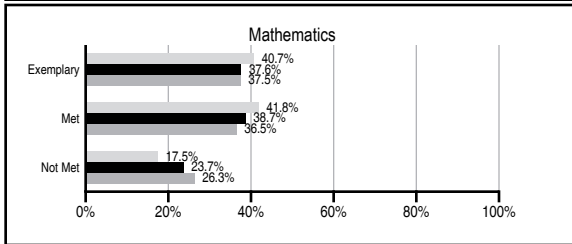
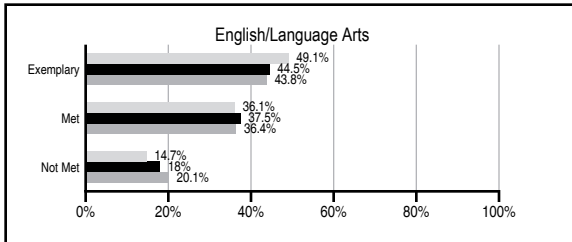
ABSOLUTE RATINGS OF ELEMENTARY SCHOOLS WITH STUDENTS LIKE OURS*

EXCELLENT	GOOD	AVERAGE	BELOW AVERAGE	AT-RISK
21	44	52	0	0

* Ratings are calculated with data available by 11/07/2013. Schools with Students Like Ours are Elementary Schools with Poverty Indices of no more than 5% above or below the index for this school.



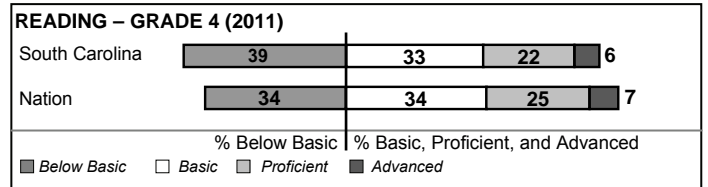
PASS PERFORMANCE

Our School
 Elementary Schools with Students Like Ours
 Elementary schools statewide



NAEP PERFORMANCE*

* Performance reported for SC and nation, data not available at school level. Percentages at NAEP Achievement Levels.



SC PERFORMANCE VISION

By 2020 all students will graduate with the knowledge and skills necessary to compete successfully in the global economy, participate in a democratic society and contribute positively as members of families and communities.

Abbreviations Key

N/A Not Applicable N/AV Not Available N/C Not Collected N/R Not Reported I/S Insufficient Sample TBD To be determined

McLees Academy of Leadership [Anderson 5]

SCHOOL PROFILE

	Our School	Change from Last Year	Elementary Schools with Students Like Ours	Median Elementary School
Students (n=634)				
Retention rate	2.0%	Up from 1.7%	1.3%	0.9%
Attendance rate	95.4%	Down from 95.9%	96.2%	96.3%
Served by gifted and talented program	6.4%	N/A	7.8%	7.2%
With disabilities	16.5%	N/A	13.7%	12.4%
Older than usual for grade	1.4%	N/A	2.3%	1.9%
Out-of-school suspensions or expulsions for violent and/or criminal offenses	0.0%	No Change	0.0%	0.0%
Teachers (n=42)				
Teachers with advanced degrees	64.3%	Up from 61.0%	62.5%	62.5%
Continuing contract teachers	85.7%	Down from 95.1%	85.7%	83.3%
Teachers returning from previous year	88.2%	Up from 87.8%	89.2%	88.3%
Teacher attendance rate	94.5%	N/R	95.0%	95.0%
Average teacher salary*	\$46,382	Up 0.0%	\$48,608	\$48,193
Classes not taught by highly qualified teachers	0.0%	No Change	0.0%	0.0%
Professional development days/teacher	14.8 days	Up from 10.9 days	11.2 days	11.0 days
School				
Principal's years at school	9.0	Up from 8.0	5.0	4.0
Student-teacher ratio in core subjects	20.5 to 1	Down from 20.6 to 1	20.2 to 1	20.1 to 1
Prime instructional time	89.1%	N/R	89.8%	90.0%
Opportunities in the arts	Good	No Change	Good	Good
SACS accreditation	Yes	No Change	Yes	Yes
Parents attending conferences	100.0%	Up from 99.6%	100.0%	100.0%
Character development program	Excellent	No Change	Excellent	Excellent
Dollars spent per pupil**	\$6,213	Up 1.5%	\$7,065	\$7,363
Percent of expenditures for instruction**	69.0%	Down from 69.1%	68.0%	68.0%
Percent of expenditures for teacher salaries**	68.0%	Down from 68.7%	66.0%	66.0%
ESEA composite index score	96.4	Up from 91.9	88.4	88.0

* Length of contract = 185+ days.

** Prior year audited financial data available.

EVALUATION RESULTS

	Teachers	Students*	Parents*
Number of surveys returned	43	91	60
Percent satisfied with learning environment	100%	86.8%	90%
Percent satisfied with social and physical environment	97.7%	88.1%	88.2%
Percent satisfied with school-home relations	88.4%	88%	81.4%

*Only students at the highest elementary school grade level at this school and their parents were included.

REPORT OF PRINCIPAL AND SCHOOL IMPROVEMENT COUNCIL

McLees Academy of Leadership is an outstanding school located on the west side of Anderson, South Carolina that creates a wonderful learning environment. We are recognized in our district as a magnet school of leadership. We continued to train our staff in leadership skills based on Stephen Covey and continued implementation with our students, families, and community. McLees had an average enrollment of 650 students and 82 staff and faculty members. We house grades K-5 in regular and special education classrooms. The faculty, staff, and administration work together as a strong team with common goals. We are committed to providing a quality instructional program that is tailored for each child in a safe school environment.

Our school received a report card rating of good in 2012. We are a Red Carpet and a Schools of Promise school. We are recipients of two state awards: Literacy Spot Award which recognizes outstanding emergent literacy programs in primary schools, and Exemplary Writing Award sponsored by the South Carolina Department of Education based on an extensive evaluation of a school's instructional programs, with a particular emphasis on writing. We are also recognized as a Leader In Me School through Covey. This year we are proud to have achieved status as a Franklin Covey Lighthouse Leadership School. We were one of 39 in the world when we earned our status in March! Instructional programs at McLees included computer assisted instruction, Early Reading Intervention, Daily Calendar Math, small group math instruction, Reading Recovery, Thinking Maps, Quality Tools and balanced literacy. Each class set academic and personal goals and tracked progress through the use of scoreboards. Students tracked personal progress through data notebooks and held student led conferences to explain progress to parents. Staff development sessions included guided reading, math, technology, Science kits, leadership, and data analysis. Other activities included a Chorus, Post Office, Publishing Center, School News Show, Leadership Marches, Recycling, and Open House.

Our school's constant challenge is to ensure that all students demonstrate competency in reading, math, science, and social studies, that they attend school regularly, that they are safe and healthy, and that they demonstrate leadership and character in their personal and academic lives.

At McLees Academy of Leadership we are dedicated to our students and eagerly accept the challenge of guiding them as they become responsible, independent learners in a developmentally appropriate environment. Diversity is appreciated, and family and community are involved as partners in this process!

Principal-Janet Mills
Sheriff

SIC Chair-Mrs. Shannon

Comprehensive detail, including definitions of ratings, performance criteria, and explanations of status, is available on www.ed.sc.gov and www.eoc.sc.gov as well as school and school district websites.

Printed versions are available from school districts upon request.

Abbreviations Key

N/A Not Applicable N/AV Not Available N/C Not Collected N/R Not Reported I/S Insufficient Sample TBD To be determined
NI Newly Identified CSI Continuing School Improvement CA Corrective Action RP Plan to Restructure R Restructure DELAY School Improvement Status HOLD School Improvement Status